




teacherfiera.com®

# YEAR 6 FUNBOOK

## Listening Scripts

## Welcome page 6


Scan the QR code. Listen to the audio and complete the table below.



Fatin	Hi, I'm Fatin! I'm twelve years old, and I live with my mum, dad, and a younger brother. My favourite subject at school is geography because I love learning about different places around the world. In my free time, I like to draw and read books. During holidays, I enjoy visiting museums and parks with my family. When I grow up, I dream of becoming a scientist and exploring new things.
Chen	Hello, I'm Chen. I'm twelve years old and I have a big family – it's me, my parents, two sisters, and one brother. My favourite subjects are history and science; I find them really interesting. I spend my free time playing chess and reading. On holidays, I love going hiking with my family. My dream is to be a teacher one day because I enjoy sharing knowledge with others.
Nisa	Hi, everyone! I'm Nisa. There are four of us in my family: my parents, my younger sister, and me. English is my favourite subject because I love reading and writing stories. When I have free time, I usually write my own little books or play with my cat. During the holidays, I like to go camping. I dream of becoming a writer when I grow up and writing books that everyone will love.
Ravi	Hey, I'm Ravi! I'm part of a big family with six people: my mum, dad, two older brothers, and a younger sister. My favourite subject in school is art; I love creating new things. I spend a lot of my free time building models and experimenting with cooking new recipes. In the holidays, I often help my parents in our family restaurant. My dream is to become an engineer so I can invent new gadgets and machines.

## Unit 1 page 19


Scan the QR code. Listen to the audio and write the correct answers.



Bob	What were you doing when the (1) <b>fire drill</b> started? Why are you wearing goggles and a lab coat?
Faiz	I was doing an (2) <b>experiment</b> in the science lab. What were the teachers doing when the (3) <b>alarm</b> rang?
Bob	They were guiding us to the exits.
Faiz	Oh, I see. Why are you wearing apron and holding the paintbrush?
Bob	I was painting in the art room when it all started. It was really loud!
Faiz	While everyone was leaving the building, did you see the (4) <b>fire engine</b> arrive?
Bob	Yes, I saw it through the window. I was carefully walking down the stairs when the fire engine pulled up.
Faiz	I was standing near the school gate when I saw (5) <b>smoke</b> coming from the canteen. It worried me.
Bob	Oh, don't worry! It was just fake smoke for the drill. The teachers used it to make the drill more realistic, so we'd know what to do in a real fire.
Faiz	That makes sense. It's important to practice for an (6) <b>emergency</b> , isn't it?
Bob	Absolutely, it keeps us all safe!

## Unit 1 page 21 & 22

**Scan the QR code. Listen to the audio and complete the table below. Then answer the questions on page 22.**



### CALL 1

Control Centre	This is Control Centre. How are you, Astronaut Emma?
Astronaut Emma	Hello, Control. I'm outside the spaceship to check the door.
Control Centre	Is everything working fine?
Astronaut Emma	My helmet is working, and the oxygen is okay, but my torch is floating away. It's very dark out here.
Control Centre	Do you need help?
Astronaut Emma	Yes, I need help. It's too dark, and I can't see anything without the torch.
Control Centre	We'll guide you back to the spaceship. Follow our instructions carefully.
Astronaut Emma	Thank you, Control. I'm ready to follow your instructions.
Control Centre	Stay calm, Emma. We'll get you back safely.

### CALL 2


Emergency Centre	Emergency Centre here. How can we help?
Captain	This is Captain Thomas of the SS Adventure. We have a fire on the ship.
Emergency Centre	Is everyone okay?
Captain	Yes, we are using lifeboats and life jackets. We need a rescue boat quickly.
Emergency Centre	We're sending a rescue boat right away. Is the fire under control?
Captain	Not yet, but we are all safe in the lifeboats.
Emergency Centre	Stay calm, Captain Thomas. Help is on the way.
Captain	Thank you. We'll wait for the rescue boat.

### CALL 3

Fireman	Hello, this is Fireman John from the local fire department.
Emergency Centre	Hello, John. What's the situation?
Fireman	We received a call about a fire in the science lab at Greenwood Primary School. We have put out the fire.
Emergency Centre	Is everyone safe?
Fireman	Yes, everyone is safe. The students and teachers gathered at the field when we arrived.
Emergency Centre	Do you need any extra help?
Fireman	No, we don't need any extra help. The fire is out, but the science lab is in a mess. The science class is cancelled today.
Emergency Centre	Thank you for the update, John. Glad everyone is safe.

## Unit I page 27


**Scan the QR code. Listen to the audio and write the ways of speaking of each dialogue (shout, whisper, scream or explain).**



3	'I'm scared, what if we can't get out in time?'	whisper
4	'The firefighters are here!'	scream
1	'There's smoke coming from the science lab.'	explain
2	'Everyone, line up and head to the nearest exit!'	shout


## Unit I page 28

**Scan the QR code. Listen to the audio and number the answers for the reporter's questions in the correct order.**



Reporter	Good morning, everyone. This is Imran Hakim reporting live from Sekolah Kebangsaan Taman Melur, where a fire incident occurred earlier today. We have some students here with us who witnessed the incident. Let's hear from them about their experience. First, can you tell us what happened?
Student 1	Well, we were in class when we noticed smoke coming from the science lab. Our teacher said, 'There's smoke coming from the science lab.'
Reporter	That must have been quite alarming. How did you feel at first when you saw the smoke?
Student 2	At first, I was really scared. I didn't know what was happening, and the smoke made it hard to see.
Reporter	Were you worried about what might happen next?
Student 3	Yes, I was very worried. I kept thinking, 'I'm scared, what if we can't get out in time?' It was really frightening.
Reporter	I can imagine. When the teachers instructed you to line up and head to the nearest exit, what was going through your mind?
Student 4	I just wanted to make sure everyone was safe. Our teacher shouted, 'Everyone, line up and head to the nearest exit!' We followed his instructions quickly.
Reporter	How did you feel when you saw the firefighters arriving?
Student 5	'It was such a relief! I remember someone shouting, 'The firefighters are here!' I felt so much better knowing they were there to help us.
Reporter	That's great to hear. Now that the situation is under control, how do you feel?
Student 6	I feel much better now. I'm still a little shaken, but I'm glad everyone is safe and the firefighters took care of the fire.
Reporter	Thank you all for sharing your experiences. It's important to stay calm and follow safety procedures during such incidents. This is Imran Hakim reporting live from Sekolah Kebangsaan Taman Melur, reminding everyone to stay safe and prepared. Back to you in the studio.

Listen to the audio and compare it with your ideas on page 29. Then complete the table.



**Transportation Options for Mountain Rescue**

**On foot:**

Going on foot has its benefits. You can take shortcuts and paths that vehicles can't access. You're less dependent on terrain, so you can navigate through narrow or rocky paths more easily. It's also quiet, meaning you won't disturb wildlife or cause noise pollution.

However, there are downsides. Walking takes a lot of time, which might be critical in a rescue situation. It's also physically exhausting, especially when carrying supplies. Additionally, you can't carry as much equipment or medical supplies when you're on foot.

**By ambulance:**

Using an ambulance has several positive points. It can move quickly on accessible roads and equipped with necessary medical equipment and supplies. An ambulance also provides a stable and comfortable environment for the patient during transport.

On the negative side, ambulances have limited access. They can't go off-road or handle narrow mountain paths. Road conditions, such as winding or blocked roads, can slow down or stop the ambulance. Ambulances can only go where there are suitable roads.

**By motorbike:**

Motorbikes are fast and agile, allowing you to navigate through narrow paths and traffic quickly. They are easy to maneuver, making them more flexible in tight or rugged terrains compared to larger vehicles. Motorbikes are also cost-effective, being cheaper and more readily available than other vehicles.

However, motorbikes have limited carrying capacity, so you can't carry much equipment or supplies. There are also balance issues, with a higher risk of accidents on rocky or slippery paths. Additionally, bad weather can make riding a motorbike very dangerous.

**By helicopter:**


Helicopters are the fastest way to reach remote or difficult-to-access areas. They can fly directly to the location without worrying about roads or terrain. Helicopters are also well-equipped, able to carry extensive medical supplies and equipment.

But there are challenges with helicopters too. Finding safe landing spots on mountains can be difficult. Weather constraints, such as bad weather, can prevent flying or make it very dangerous. Helicopters are also high cost and have limited availability compared to other modes of transportation.

Empty space for student notes or completion of the table.

## Unit 2 page 42


Scan the QR code. Listen to the audio and fill in the blanks with the correct words.



Granddaughter	Granny, (1) <u>where did</u> you use to live when you were little?
Grandmother	I used to live in a small (2) <u>cottage</u> in the countryside.
Granddaughter	Did you use to have a carpet in your cottage?
Grandmother	No, we didn't. We had wooden floors and a few rugs here and there.
Granddaughter	What chores did you (3) <u>use to do</u> ?
Grandmother	I used to help my mother with many chores. I would sweep the floors, dust the furniture, and sometimes I had to wash the dishes. And we didn't have a vacuum cleaner, so we had to clean everything by hand.
Granddaughter	(4) <u>Did you use to have</u> a calculator at school?
Grandmother	No, we didn't have calculators. We did all our sums by hand or with the help of a simple abacus.
Granddaughter	What subjects did you use to study at school, Granny? Did you use to study (5) <u>history</u> ?
Grandmother	(6) <u>Yes, I did.</u> History was one of my favourite subjects. I loved learning about the kings and queens and all the important events from the past.
Granddaughter	It sounds so (7) <u>different</u> from today!
Grandmother	It was very different, but those were good times. We made our own fun and learned a lot along the

## Unit 2 page 45

**Scan the QR code. Listen to the audio and circle 'true' or 'false'. Listen to the audio again and circle the correct answer. Then fill in the blanks with the correct words.**




Guide	Good morning, everyone! Welcome to our tour of this olden school. My name is Mr. Thompson, and I'll be your guide today.
Students	Good morning, Mr. Thompson!
Guide	This school was built over a hundred years ago. In those days, it was a place where children came to learn. This school had a very simple design. It had only four classrooms, and each room was filled with wooden desks and chairs. There were about thirty pupils in each classroom. The pupils were usually between 5 and 12 years old. They came from nearby villages and farms. Most of the pupils walked to school. Some lived very close by, while others walked a few kilometres each day. There were no school buses or cars back then.
Girl	How many teachers were there in the school?
Guide	There were four teachers, one for each classroom. The headteacher was in charge of the whole school.
Boy	What did they do when there was no electricity?
Guide	That's a great question! In those days, since there was no electricity, they used oil lamps to light the rooms. During the day, they made good use of natural light from the windows.
Boy	What did they use instead of computers?
Guide	Instead of computers, pupils used slates and chalk to write on. They practiced their sums and letters on these slates. They also used ink pens to write in their exercise books.
Girl	Did they have playgrounds like we do now?
Guide	Yes, they did have a playground, but it was quite simple. The pupils played games like hopscotch and tag. They also had a small garden where they learned about plants.
Girl	What happened to the school now?
Guide	The school closed down many years ago, but it has been preserved as a museum so that we can learn about how children used to study in those days.



## Unit 3 page 63


Scan the QR code. Listen to the audio and fill in the blanks with the correct answers.



Danial	Hi, Tom. Welcome to Adventure Camp. Have you ever been to camp before?
Tom	No, I haven't! It's my first time.
Danial	Don't worry, you'll have an amazing time!
Tom	I've never carried a (1)rucksack before, it feels so heavy!
Danial	I know! Have you ever used a compass?
Tom	(2)No, I haven't. How does it work?
Danial	It's simple, I can show you. Have you ever put up a (3)tent?
Tom	(4)Yes, I have. I did it with my dad once.
Danial	That's great! Have you ever slept in a (5)sleeping bag?
Tom	No, I haven't. Is it comfortable?
Danial	It can be! (6)Have you ever cooked over a campfire?
Tom	No, I haven't. Is it difficult?
Danial	Not at all. I'll teach you how. Then we can make burgers!
Tom	Awesome, thanks!

## Unit 3 page 65

**Scan the QR code. Listen to the audio and check your answers above. Then write and complete the fact files.**



Interviewer	Hello and welcome! Today we have a special guest, a wildlife photographer who has travelled to some of the most remote places on Earth. Thank you for joining us. Can you tell us where you are currently working?
Photographer	Hello! Thank you for having me. At the moment, I am working in the Amazon rainforest, capturing the beauty of its wildlife.
Interviewer	That sounds fascinating! What's your favourite food when you're out there?
Photographer	My favourite food at work is probably fresh fruit. The rainforest has some delicious exotic fruits that are both refreshing and energising.
Interviewer	Yum! What about the worst food you've had to eat while working?
Photographer	The worst food would be the dried rations we sometimes have to carry. They can be quite bland and, honestly, a bit horrible after a while.
Interviewer	I can imagine! What kind of transportation do you use while you're working?
Photographer	We mostly travel by boat and on foot. Boats are essential for navigating the rivers, and walking allows us to get closer to the wildlife without disturbing them too much.
Interviewer	Sounds like an adventure! What's the scariest thing that has happened to you during your work?
Photographer	Once, I was bitten by a snake. It was a non-venomous one, luckily, but it was still quite a scare. There are many strange and potentially dangerous animals in the rainforest.
Interviewer	That must have been terrifying! And what's the worst experience you've had while working?
Photographer	The worst experience was getting lost in the dense forest. It was pouring rain, and the mosquitoes were relentless. It took hours to find my way back to the camp.
Interviewer	Wow, that sounds like a real ordeal. Now, let's talk about home. Where do you live?
Photographer	I live in a small village in the countryside of England. It's quite peaceful and a big contrast to the rainforest.
Interviewer	That sounds lovely. What's your favourite food at home?
Photographer	I absolutely love a traditional Sunday roast. There's nothing more comforting than a plate of roast beef with all the trimmings.
Interviewer	Delicious! And the worst food you've had at home?
Photographer	I once tried making a new recipe that ended up being a complete disaster. It tasted strange and was just awful.
Interviewer	Cooking experiments can be tricky! What transportation do you use when you're at home?
Photographer	I mostly use my bicycle to get around the village. It's a great way to enjoy the scenery and stay fit.
Interviewer	That's nice. Has anything scary ever happened to you at home?
Photographer	The scariest thing was probably when a storm caused a tree to fall very close to my house. Thankfully, no one was hurt, but it was quite a shock.
Interviewer	That must have been alarming! And lastly, what's the worst experience you've had at home?
Photographer	The worst experience was having a burst pipe in the middle of winter. The water flooded the kitchen, and it was a horrible mess to clean up.
Interviewer	That sounds dreadful. Thank you so much for sharing your experiences with us. It's been fascinating to hear about your work and home life.
Photographer	Thank you! It's been a pleasure talking to you.

## Unit 3 page 73

**Scan the QR code. Listen to the audio and fill in the blanks with the correct words.**

### INTERVIEW 1 (HAIKAL)

Interviewer	Good morning, Haikal. Thank you for coming. Let's start with some questions. Have you ever worked at a camp before?
Haikal	No, but I live near Kangkong Adventure Camp, and I really like outdoor activities like rock climbing and hiking.
Interviewer	That's great! Can you tell me more about your work experience?
Haikal	I worked as an administrative assistant for three years.
Interviewer	That's useful. Can you perform first aid?
Haikal	Yes, I can perform first aid.
Interviewer	Good to know! Can you swim?
Haikal	No, I can't swim. I've tried learning before, but I still need more practice to feel confident in the water.
Interviewer	I see. Do you like working with children?
Haikal	Yes, I really like children and enjoy helping them.
Interviewer	Thank you, Haikal. That's all for now.

### INTERVIEW 2 (ZAYN)


Interviewer	Hi, Zayn. Nice to meet you. Let's talk about your experience. Have you ever worked at a camp?
Zayn	Yes, I volunteered at a children's camp for three months.
Interviewer	That's nice. Have you ever led outdoor activities?
Zayn	Yes, I have led hiking trips and rock climbing sessions.
Interviewer	Very good. Can you swim?
Zayn	Yes, I can swim. I've been swimming since I was young, and I'm very comfortable in the water.
Interviewer	And can you perform first aid?
Zayn	Yes, I can. I learned first aid during my outdoor education studies, and I have used these skills while volunteering at the camp. I feel confident handling minor injuries like cuts, bruises, and sprains.
Interviewer	That's useful. Do you like teaching others about nature?
Zayn	Yes, I'm very enthusiastic about teaching and guiding others.
Interviewer	Excellent, Zayn. Thanks for answering my questions.

### INTERVIEW 3 (MAY)

Interviewer	Good afternoon, May. Let's begin with your experience. Have you ever taught outdoor skills?
May	Yes, I have taught outdoor skills for five years to all age groups.
Interviewer	Wow, that's a lot of experience! Can you also perform first aid?
May	Yes, and I can teach survival skills too.
Interviewer	That's great. Can you swim?
May	No, I can't swim. I've always focused more on land-based outdoor activities like rock climbing and hiking. I haven't had much time to learn swimming. If needed, I'm open to learning and improving my swimming skills.
Interviewer	I see. Have you ever managed events or schedules?
May	Yes, I have. I organised events at my university, making sure everything was planned and coordinated well. It was challenging but rewarding to see everything run smoothly.
Interviewer	Very impressive. Thank you, May. That's all for today.

## Unit 4 page 83


Scan the QR code. Listen to the audio and fill in the blanks with the correct answers.



Oliver	Hi, you must be the new student. I'm Oliver.
Sophie	Hi, Oliver! Yes, I'm Sophie. It's my first day here.
Oliver	Welcome to our (1) <u>school</u> ! <b>Have you met</b> the other students in our class <b>yet</b> ?
Sophie	I've met a few of them, but not everyone yet.
Oliver	Have you seen the (2) <u>canteen</u> yet?
Sophie	<b>I haven't been</b> to the canteen <b>yet</b> . I was thinking of checking it out later. By the way, where can I put my (3) <u>jacket</u> ?
Oliver	You can put it in the (4) <u>cloakroom</u> . It's just down the hall, near the entrance. Most students leave their coats and bags there during the day.
Sophie	Thanks! That's helpful. Do we have a (5) <u>gym</u> here as well?
Oliver	Yes, we do! It's at the back of the school. <b>Has your teacher shown</b> you where it is <b>yet</b> ?
Sophie	Not yet. I've only had a quick tour of the (6) <u>classrooms</u> so far.
Oliver	<b>I've already had</b> my PE lesson in the gym today. You'll probably get to see it soon. Oh, and don't forget to get the key for your (7) <u>locker</u> from the office. It's really handy for keeping your things.
Sophie	Thank you, Oliver! I'll do that after lunch.
Oliver	No problem, Sophie. If you need anything, just ask!

## Unit 4 page 85


Scan the QR code and listen to the podcast. Decide which is the best job in the world from the pictures above and tick (✓) the correct picture. Then listen again and number the steps below in the correct order.



Host	Hello, listeners! Welcome to another episode of Career Chronicles. Today, we're diving into a job that's sure to satisfy your sweet tooth. Joining us is David, who works as a chocolate taster. Hi, David!
David	Hi! Thanks for having me.
Host	David, I've heard you have one of the best jobs in the world. Can you tell our listeners what you do?
David	Of course! I'm a chocolate taster. My job is to taste and evaluate different types of chocolate before they go into production.
Host	That sounds like a dream come true! Could you walk us through what you do each day?
David	Sure! Each day, I start by receiving samples of chocolate from the factory. These could be anything from new flavours to classic recipes that need a quality check. First, I look at the chocolate to check its colour and shine. Then, I take a small piece with a spoon and let it melt on my tongue.
Host	That must be a delightful part of the job! What do you look for when tasting chocolate?
David	I'm looking for the right balance of sweetness, bitterness, and texture. The flavour needs to be strong and smooth, with no graininess. If the flavour isn't quite right, I'll note it down and taste again after cleansing my palate.
Host	What do you do if a flavour doesn't meet your standards?
David	Well, sometimes I have to spit it out to avoid overwhelming my taste buds, especially if I'm tasting multiple chocolates. I then write a detailed report on what needs to be adjusted, whether it's the amount of cocoa, the type of milk, or even how long it should be left to freeze.
Host	Interesting! So there's a lot more to it than just enjoying chocolate.
David	Absolutely. Once I've approved the flavour, it goes into production at the factory. We freeze some samples to ensure the texture remains perfect after storage. It's all about making sure the chocolate our customers get is consistently excellent.
Host	That's fascinating! And I bet it's a rewarding job, too.
David	It definitely is! Seeing people enjoy the chocolates we create is the best part.
Host	Thanks for sharing the best job in the world with us, David. It's been a pleasure having you.
David	Thank you! I hope everyone enjoyed learning about what I do.
Host	And to our listeners, don't forget to tune in next time for more amazing jobs on Career Chronicles!

## Unit 4 page 91


Scan the QR code. Listen to the audio and match the parts of the sentences.



Owner	Hi RoboMax. Have you done all the house chores yet?
RoboMax	I'm afraid I haven't finished yet.
Owner	Have you done the dishes.
RoboMax	No, I haven't. Shall I do it now?
Owner	You can do it later. Have you made dinner?
RoboMax	I'm sorry, I haven't had time. Would you like me to do it now?
Owner	Don't worry, I can do it myself.

## Unit 4 page 96


**Scan the QR code. Listen to the audio and match the correct names.**



Narrator	Listen to the audio between two friends, Peter and May, and look at the picture. There is one example:
Peter	I took this photo at the park near my house last weekend.
May	Wow, nice photo. There are so many people in this photo! Do you know all of them?
Peter	Well, not all, but I know most of them. Some of them are my family.
May	Who is the man reading the newspaper?
Peter	That man is my father, Mr Tan. He loves reading the news at the park.
Narrator	Can you see the line? This is an example. Now you listen and draw lines.
<i>*The example has been given, now the main audio starts</i>	
May	Who's that boy holding the kite?
Peter	Oh, that's Adam. He's wearing a cap and running with his kite. He's always so full of energy!
May	I see. And who's that sitting on the bench, wearing a long coat and reading a book?
Peter	That's my cousin, Sarah. She loves spending time in the park to relax.
May	What about the boy riding the bicycle?
Peter	Oh, that's Zaki. He's my neighbour's son. He always brings his bike when we come to the park.
May	And who's the girl on the scooter near the tree?
Peter	That's my sister, Lily. She loves riding her scooter all around the park.
May	What about the boy sitting on the grass, doing yoga?
Peter	Oh, that's Arvind. He's always into yoga and trying to keep calm. He's wearing glasses and looks really focused.
May	Who's that sitting with the laptop under the tree?
Peter	Oh, that's my neighbour, Lucy. She's probably doing her assignment. The one beside her is her brother, Aaron. He's reading his favourite comic book.
May	And who's that family walking together in the middle of the park?
Peter	Oh no, that's not a family. Wait... actually, it is a family, but I've never seen them before! Maybe they just wanted to be in my photo!
	<i>*Peter and May laugh Hahahah</i>


## Unit 5 page 103

**Scan the QR code. Listen to the audio and fill in the blanks with the correct answers.**

Haziq	Do you always take the train to school?	
Yana	Yes, I do. It's really convenient for me.	
Haziq	But the train can be too (1) <u>crowded</u> in the mornings.	
Yana	Sometimes, but I get on early, so it's not too bad.	
Haziq	Isn't it too expensive to take the train every day?	
Yana	No, I've got a travel (2) <u>card</u> , so it's cheaper.	
Haziq	That's good. I usually cycle, but the traffic is too (3) <u>dangerous</u> for me.	
Yana	You should try using the cycle (4) <u>path</u> . It's much safer.	
Haziq	I know, but the cycle path is too far from my house. I'm not (5) <u>fit</u> enough to cycle long distances.	
Yana	That's understandable. The train is (6) <u>fast</u> enough to get me to school on time, so I don't mind taking it.	

## Unit 5 page 104

**Scan the QR code. Listen to the audio and circle the correct answers.**




Mum	What are you doing, Adam?
Adam	I'm watching a video about BMX racing!
Mum	BMX? You mean the one with all the tricks on bikes?
Adam	Yes, exactly! BMX is really popular. Millions of people do BMX biking around the world, and there are hundreds of BMX tracks in different countries. One of the largest BMX parks is the SMP Skatepark in Shanghai, China!
Mum	Hmm, but isn't BMX racing dangerous? I've seen videos where they crash their bikes!
Adam	It's not that dangerous, Mum. BMX is just as safe as other sports if you have the right equipment. It's really fun, and it helps you stay fit and strong.
Mum	I'm still not sure...
Adam	Well, sometimes people fall when they're learning, but that's normal. If you wear safety equipment like helmets, gloves, knee pads, and elbow pads, you can prevent injuries. The equipment makes it much safer.
Mum	That's a lot of equipment. I bet it's expensive. Why do you want to do BMX racing? You already play basketball at school.
Adam	I want to try something new, Mum! BMX racing looks so cool, and it's a great challenge.
Mum	I suppose it does look exciting...
Adam	So, do you think I could get a BMX bike for my birthday?
Mum	Maybe. How much does it cost?
Adam	There's a good one for around RMI,000.
Mum	RMI,000? That's too expensive!
Adam	But Mum, the more expensive bikes are better quality and much safer. Cheap bikes can break easily and cause accidents.
Mum	Hmm, I'll think about it.





## Unit 5 page 109

Scan the QR code. Listen to the audio and complete the information.




Ticket officer	Good morning! How can I help you today?
Boy	Good morning! I'd like to go to Kuala Lumpur Sentral. How long is the journey?
Ticket officer	It takes about 30 minutes to get to Kuala Lumpur Sentral. The best way to get there is by train!
Boy	Thank you. How often does the train depart?
Ticket officer	The train departs every hour.
Boy	Great! How much is the ticket for a single journey to Kuala Lumpur Sentral?
Ticket officer	A single ticket to Kuala Lumpur Sentral costs RM 5.
Boy	Okay, and what about a return ticket?
Ticket officer	The return ticket is RM 9.
Boy	Perfect, thank you! I'll take a return ticket, please.
Ticket officer	You're welcome! Here's your ticket. Enjoy your journey to Kuala Lumpur Sentral!

Scan the QR code. Listen to the audio and fill in the blanks with the correct answers.

Tom	Hey, Lily, what's that?	
Lily	Oh, it's a small knife.	
Tom	Interesting! What's it (1) <u>made</u> of?	
Lily	It's made of (2) <u>metal</u> .	
Tom	And what's it used for?	
Lily	It's used for cutting herbs.	
Tom	That's cool! Is the handle made of (3) <u>wood</u> ?	
Lily	No, the handle is made of (4) <u>leather</u> .	
Tom	What about this bowl? What's it made of?	
Lily	Hmm... is it made of glass?	
Tom	No, it's made of (5) <u>wood</u> !	
Lily	What's it used for?	
Tom	It's used for serving food.	
Lily	Oh, I see. And this spoon? What's it made of?	
Tom	It's made of metal.	
Lily	What's it (6) <u>used</u> for?	
Tom	It's used for eating or stirring food.	

**Scan the QR code. Listen to the adverts. What are they selling?  
Number them in order.**



Advert 1:

'Looking for something exciting to watch this weekend? Don't miss 'The Lost Island'—a thrilling adventure for the whole family! With breathtaking scenes and an unforgettable story, it's the film everyone's talking about. 'The Lost Island' is now showing at cinemas near you. Get your tickets early to avoid missing out!'

Advert 2:

'Stay refreshed with BerryBoost, the new yoghurt drink bursting with real fruit flavour! Each bottle contains the goodness of live cultures and vitamins to keep you feeling your best. Whether you're on the go or relaxing at home, BerryBoost is the perfect choice. Available in three delicious flavours: strawberry, blueberry and mango. Try one today—only RM 5 per bottle!'

Advert 3:


'Ready for an epic challenge? Try 'Galaxy Quest 3000', the latest in action-packed gaming! With stunning graphics and over 50 levels of adventure, it's the game everyone's playing. Whether you're battling aliens or racing through space, you won't want to stop. Available now on all gaming platforms. Get your copy today and see if you have what it takes to conquer the galaxy!'

Advert 4:

'Looking for stylish, comfortable jeans? Discover UrbanFit—jeans that are perfect for any occasion. Made from high-quality denim, UrbanFit jeans come in a variety of colours and sizes, and they're designed to last. And here's the best part: for a limited time, you can get any pair for just RM 80. That's right—quality and style at a price you'll love. Head to your nearest store today!'


## Unit 7 page 137

Scan the QR code. Listen to the audio and fill in the blanks with the correct answers.



Fafa	Hey, have you checked the (1) <u>calendar</u> ? We're going to see the orchestra tonight.
Erma	Oh yes! <b>What time does the concert start?</b>
Fafa	The concert <b>starts</b> at 8:00 p.m., but we need to leave early. The bus leaves at 5:30 p.m.
Erma	And when do we <b>arrive</b> ?
Fafa	We should arrive by 6:15 p.m.
Erma	What about the (2) <u>orchestra</u> ? When do they arrive?
Fafa	The orchestra will arrive in the morning for their rehearsal. I think their (3) <u>rehearsal</u> starts at 2:00 p.m.
Erma	And when does the (4) <u>audience</u> arrive?
Fafa	The audience will start arriving at 7:45 p.m., just before the concert begins.
Erma	Great! When does the concert (5) <u>finish</u> ?
Fafa	It should finish around 12:00 a.m., (6) <u>midnight</u> .


Scan the QR code. Listen to the audio and number the photos above in order. Then complete sentences below.



Teacher	Today, let's talk about your favourite songs. Who wants to go first?
Alia	I'll go first, teacher. My favourite song is 'Rasa Sayang'. It's a traditional song from Malaysia. I love it because it's so cheerful and lively. It makes me feel happy every time I listen to it.
Teacher	That's wonderful, Alia. What's the song about?
Alia	'Rasa Sayang' is about love and happiness. It reminds me of spending time with my family during festivals.
Teacher	It sounds like a beautiful song! Who's next?
May	I'll go next. My favourite song is 'Let It Go' from the musical Frozen. I love this song because it's very catchy, and I love singing along to it. It makes me feel strong and confident.
Teacher	That's a great choice, May. What's the song about?
May	The song is about letting go of your fears and being yourself. It reminds me of trying new things even when I'm scared.
Teacher	Very inspiring, May! Alright, who's the last one?
Chen	My turn, teacher. My favourite song is 'Dance All Around'. It's a pop song, and I love it because it's so lively and fun. It makes me feel like dancing every time I hear it!
Teacher	That's fantastic, Chen! What's the song about?
Chen	It's about someone who loves to perform and dance. It reminds me of when my friends and I have fun together.
Teacher	You all have such wonderful choices! Songs really do bring out different feelings in us, don't they?

## Unit 7 page 143

**Scan the QR code. Listen to four pieces of music. Think about how they make you feel. Write two adjectives to describe each piece.**



Piece 1	Music for comedy
Piece 2	Music for romantic film
Piece 3	Music for action film
Piece 4	Music for horror film

## Unit 8 page 153

**Scan the QR code. Listen to the audio and fill in the blanks with the correct answers.**




Joe	Hey, did you watch last night's episode of The Great Rescue?
Viona	Yeah, I did! It was so exciting. I couldn't believe when the hero was <b>tied up</b> with that big (1) <u>rope</u> .
Joe	I know! I thought he <b>might</b> not be able to <b>escape</b> this time. He looked really (2) <u>hurt</u> .
Viona	Yeah, it seemed like he <b>could</b> have been badly injured, but luckily, his friend showed up just in time to (3) <u>rescue</u> him.
Joe	That was a close call! I think his friend (4) <u>may not</u> have made it if they were just a few minutes late.
Viona	Right! It was so intense. I kept thinking, 'He (5) <u>may</u> escape, but what if he doesn't?'
Joe	Me too! And when they finally got free, they still had to face the bad guys. I was worried they (6) <u>might</u> get caught again.
Viona	Same here. The hero <b>might not</b> be able to take down the bad guys if he's still hurt from being tied up.
Joe	Yeah, but he's strong. He (7) <u>could</u> still fight back, even after all that.
Viona	I can't wait for the next episode! What do you think will happen?
Joe	I'm not sure, but I think the hero <b>may</b> get his revenge on the bad guys!

Scan the QR code. Listen to the story. Check your ideas above.

Narrator	This is the story of Dewi, a student who loved attention but didn't always go about it the right way. One day at school, she decided to play a trick on her friends.	
Dewi	(smiling) I'm going to tell everyone that I lost my homework. They'll feel sorry for me and help me look for it!	
Narrator	Dewi went to her friends during break time, looking upset.	
Dewi	(dramatically) Guys, I can't find my homework! It was in my bag, and now it's gone!	
May	Really? Oh no, let's check your desk. Maybe it's there.	
Zara	Yeah, I'll check the lockers. Don't worry, Dewi, we'll find it.	
Narrator	Her friends searched everywhere for the missing homework, but Dewi already knew it was safely in her bag. After a few minutes, she couldn't help but laugh.	
Dewi	(laughing) You guys are so serious! I was just playing a trick! My homework was here all along.	
Narrator	May and Zara looked disappointed.	
May	(sighing) Dewi, that's not funny. We were worried about you.	
Zara	(shaking her head) You shouldn't tell lies like that. What if something really happened?	
Narrator	But Dewi didn't listen. The next day, she played the same trick.	
Dewi	Oh no, my homework is missing again!	
Narrator	This time, her friends didn't rush to help.	
May	(crossing her arms) Are you sure? Or is this another trick?	
Zara	(raising an eyebrow) Yeah, we're not falling for it this time.	
Dewi	(smiling) Okay, okay, you caught me! It's just a joke again.	
Narrator	Her friends were tired of her tricks, but Dewi didn't stop. A few days later, something real happened. Dewi had really lost her homework this time. She searched her bag, her desk, and the locker, but it was nowhere to be found. Panicked, she went to her friends.	
Dewi	(desperate) May, Zara, I can't find my homework! It's really missing this time!	
Narrator	But this time, her friends didn't believe her.	
May	(not looking up) Sure, Dewi. Another trick?	
Zara	(walking away) We don't have time for this. You've lied too much.	
Narrator	Dewi was left alone, searching for her homework. She felt terrible. When her teacher asked for it, she had nothing to turn in.	
Teacher	(frowning) Dewi, where's your homework?	
Dewi	(sadly) I lost it, but nobody believed me because I've lied too many times.	
Narrator	Dewi learned a hard lesson that day: when you tell lies or play tricks, people stop trusting you—even when you're telling the truth.	

Scan the QR code. Listen to someone giving a talk about the story on page 155. Do you think it's a good talk? Why? / Why not? Write below and tell your partner about it.



Speaker:

Good morning, everyone. Today, I want to share a story about Dewi, a student who learned a valuable lesson about honesty.

So, Dewi was a bright girl who loved attention. One day, she decided to play a trick on her friends. She pretended that her homework was missing, even though it was safely in her bag. Her friends, May and Zara, were really concerned. They searched everywhere, trying to help Dewi find her homework. But in the end, Dewi laughed and told them it was all just a joke.

Now, May and Zara were disappointed. They had genuinely tried to help Dewi, but she had lied to them. Still, Dewi didn't stop there. The next day, she pulled the same trick. This time, though, her friends didn't rush to help. They had already lost trust in her.

A few days later, something real happened. Dewi actually lost her homework. She panicked and asked her friends for help, but this time, they didn't believe her. They thought she was playing another trick. In the end, Dewi had no one to help her, and when the teacher asked for her homework, she had nothing to turn in.

The moral of Dewi's story is clear: when we tell lies or play tricks, we break the trust of those around us. Trust is important because it's what helps people believe us when we need their support. Once we lose someone's trust, it's really hard to earn it back.


Dewi learned this lesson the hard way. Because she lied to her friends, they stopped believing her—even when she was telling the truth. This story teaches us that honesty is always the best policy. If we are truthful and sincere with others, they will trust us, and that trust is valuable.

So, the next time you think about playing a trick or telling a lie, remember Dewi's story. Think about how it feels when people don't believe you, and how much better it is when people trust and support you.

Thank you for listening.



Scan the QR code. Listen to the three people talking about books. Which book you think they might like on page 162? Write your answers below.




Interviewer	Hello, Sarah. What type of books do you like reading?
Sarah	I like books about the past, especially when they involve brave characters going on exciting adventures. I love reading stories where people work together to overcome challenges and protect something
Interviewer	Tania, what type of books do you like reading?
Tania	I enjoy spooky and mysterious stories. I like books that have a little bit of horror, with dark secrets and eerie settings. It's fun to be scared while trying to figure out what's going on!
Interviewer	How about you, Adam? What type of books do you like reading?
Adam	I love science fiction, especially books about the future. Stories about robots, space, and new technology really interest me. I like imagining what life could be like in the future and how technology might change


--	--

Unit 8 page 166

Scan the QR code. Listen to the audio and colour and write. There is one example.

Narrator	Listen and look at the picture. There is one example.	
Girl	Look! This is a picture of a park.	
Mum	Yes! Would you like to colour something in the picture?	
Girl	Sure! Can I colour the bike?	
Mum	Yes! Let's make it black.	
Girl	OK, I'll colour it now.	
Narrator	Can you see the black bike? That's an example. Now you listen, colour, and write.	
Narrator	One.	
Girl	What should I colour next?	
Mum	How about the boy's shirt?	
Girl	OK. What colour should it be?	
Mum	How about red?	
Girl	That sounds nice. I'll colour it red.	
Narrator	Two.	
Mum	Can you write something for me, please?	
Girl	What should I write?	
Mum	See the sign above the café? It says 'Park Café.' Can you write it down?	
Girl	OK, I'll write 'Park Café.'	
Narrator	Three.	
Girl	I like this! What else can I colour?	
Mum	How about the balloon the boy is holding?	
Girl	Sure! What colour should it be?	
Mum	Let's make it yellow. It will look bright.	
Girl	Good idea! I'll colour it yellow.	
Narrator	Four.	
Mum	Can you write one more thing? Look at the sign on the café's door. It says 'Open.' Can you write that word too?	
Girl	OK! I'll write 'Open.'	
Narrator	Five.	
Girl	Anything else?	
Mum	Yes, the umbrella near the café. Colour it orange.	
Girl	OK. Done!	

Scan the QR code. Listen to the audio and fill in the blanks with the correct answers.



Maya	Hi, Amir! You look worried. What's wrong?
Amir	Hi, Maya. I've lost my science book. I can't find it (1) <u>anywhere</u> .
Maya	Don't worry. You probably left it (2) <u>somewhere</u> . Let's try to remember where you were last.
Amir	I've already checked everywhere—the classroom, the library, even the canteen. But I found (3) <u>nothing</u> .
Maya	Did you ask (4) <u>anyone</u> ? Maybe (5) <u>someone</u> saw it.
Amir	Yes, I asked a few people, but (6) <u>no one</u> seems to know where it is. It's like it disappeared into (7) <u>nowhere</u> !
Maya	Maybe there's (8) <u>something</u> else we can do. Did you leave it in the computer lab when you were doing your research?
Amir	I didn't find (9) <u>anything</u> there either, but I'll check again. You're right; I was working on my project there.


Unit 9 page 179

**Scan the QR code and listen to the audio of a debate between two students on the motion: 'This House Believes that Multi-Tasking is Harmful for Students' Concentration and Exam Results.'. Then read the sentences below and colour either 'true' or 'false'.**




Teacher (Moderator)	Good morning, everyone! Today, we have an exciting debate between two students on the motion: 'This House Believes that Multi-Tasking is Harmful for Students' Concentration and Exam Results.' Our first speaker, Sarah, will argue in favor of the motion, and our second speaker, Adam, will oppose it. Let's begin with Sarah. You have two minutes.
Sarah	Thank you, teacher. I believe that multi-tasking is not effective for students, especially when we need to concentrate on our studies. When we try to do many things at once, like using our phones while doing homework, we cannot give full attention to either task. Research shows that students who constantly multi-task have lower grades and often struggle in their exams. They can't focus properly because their minds are divided. I am confident that if we all stop multi-tasking, we will perform better in our studies and improve our exam results.
Teacher (Moderator)	Thank you, Sarah. Now, let's hear from Adam, who is opposing the motion. Adam, you may begin.
Adam	Thank you. I strongly disagree with Sarah's point. I believe that multi-tasking can actually help students become more efficient. In today's world, being able to manage several things at once is an important skill. Yes, we need to concentrate, but we can learn to balance different tasks, like studying for an exam while also checking our emails or doing chores. Not everyone gets distracted while multi-tasking. Some of us are able to focus and still get good exam results. In fact, learning to multi-task can prepare us for the real world, where we often need to handle many responsibilities at the same time.
Teacher (Moderator)	Thank you, Adam. Now that both sides have presented their arguments, we will open the floor for questions. Who would like to ask the first question?

Scan the QR code. Listen to the audio and fill in the blanks with the correct answers.



Shikin	Hi, Syazwan! Are you excited about the school trip to watch the theatre performance tomorrow?
Syazwan	Yeah, I am! But what should we wear?
Shikin	You (1) <u>don't have to</u> wear a uniform, but you must look smart, so no jeans. It (2) <u>might</u> be cold inside, so you should bring a jacket.
Syazwan	Got it! And should we bring lunch?
Shikin	We'll have lunch in the cafeteria, but you (3) <u>should</u> bring a small snack just in case. And you (4) <u>shouldn't</u> bring anything valuable because you (5) <u>may</u> lose it.
Syazwan	Okay, do we have to stay with the group all the time during the performance?
Shikin	Not really, you (6) <u>can</u> explore in small groups during the break, but you (7) <u>must</u> behave properly. And remember, you (8) <u>can't</u> make too much noise during the show.
Syazwan	Alright. Can we take our phones?
Shikin	Yes, but you (9) <u>have to</u> hand them in when we arrive. You (10) <u>mustn't</u> use them during the performance.
Syazwan	Thanks for the info, Shikin! I'll make sure I'm prepared.

Scan the QR code. Listen to the audio and write the missing words.



Reporter (Penny)	Good afternoon. Today I'm reporting from the Gua Niah caves in the north of Sarawak, Malaysia. These caves are famous for their ancient wall paintings and are an important part of Malaysia's culture. Leonard, can you give us some more information?
Presenter (Leonard)	Of course, Penny! The Gua Niah caves are one of Malaysia's most important ancient sites, with evidence of people living here over 40,000 years ago. Inside, you can find old paintings and tools. Visitors can explore the big rooms inside the caves, where the flow of water has shaped the rocks over many years. Penny, you're inside one of the caves now, aren't you? What do you see?
Reporter (Penny)	It's incredible, Leonard! The cave walls have paintings that show scenes from ancient life. To the north, I can see the entrance to another part of the cave, and to the south, there's a large open area where researchers have found many old objects. The surface of the walls is rough, but the artwork is still clear. Leonard, how do they protect these old paintings?
Presenter (Leonard)	Well, they've worked hard to keep the paintings safe by limiting the number of visitors and checking the cave's condition. They have also removed dirt from the surface of the cave floor to find more old things. The caves show us how people lived here long ago.
Reporter (Penny)	So now we know how the caves are protected. Let's find out why they are so important. Earlier, I spoke with Professor Amir, an expert on the Gua Niah caves. Professor, what do these paintings tell us about the culture of ancient Sarawak?
Professor Amir	The paintings in Gua Niah give us a picture of how people lived in this area. They show scenes of hunting, gatherings, and daily life. The flow of trade through this area brought new ideas and traditions. The caves were also used as a place to live and come together, making them an important part of the culture of Sarawak.
Reporter (Penny)	That's fascinating! Thank you, Professor. This is Penny, reporting from Gua Niah, where Malaysia's history comes alive in the caves ...