

# Year 5

## UNIT 4 OPTIONS

*(Extra exercises)*



Textbook-  
based

**English**  
**Worksheets**

SCHOOL:

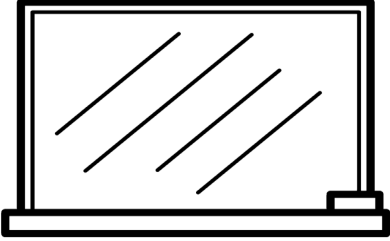





NAME:

CLASS:

TEACHER'S NAME:

**EXTRA LISTENING AND SPEAKING. Comparing two pictures**


I. Write the correct answers. (page 95)

rucksack	folder	laptop	uniform	scissors	whiteboard
1.		2.		3.	
4.		5.		6.	

2. Study the key phrases. Then listen to the conversation and complete the table. (page 95)

*Key phrases* : Comparing pictures

- |  |   |
|--|---|
| <ul style="list-style-type: none"> <li>• What can you see (on the wall)?</li> <li>• Is there a / an ..... In your picture?</li> <li>• How many (pens) are there?</li> <li>• What colour is/are the ...?</li> </ul> | <ul style="list-style-type: none"> <li>• What is/are the (teacher/students) doing / wearing?</li> <li>• In my picture there's a/an... / there are/ aren't some/any ...</li> </ul> |
|--|---|

	Joe's picture	Ellie's picture
Number of students	1) _____	2) _____
Whiteboard?	3) _____	4) _____
Things on the wall	5) _____	6) _____

## EXTRA LISTENING AND SPEAKING. Comparing two pictures

**3. Listen again. Read the sentences and write E (Ellie's picture) or J (Joe's picture). (page 95)**

1	There's a teacher in this person' picture.	
2	A student is listening to music in this person's picture.	
3	The students are chatting in this person's picture.	
4	The students aren't wearing a uniform in this person's picture.	
5	There's a poster of a giraffe in this person's picture.	
6	There's one window in this person's picture.	

**4. Listen and complete the dialogue. (page 95)**

Holly	What can you see in your _____ ?
Lidia	I can see a clock, three posters and a _____ on the wall.
Holly	Is there a window?
Holly	No, there isn't.
Lidia	How many students are there?
Holly	There are _____ students.
Holly	What are the students wearing in your picture?
Lidia	They're wearing a school _____ .
Holly	OK, now it's your turn. Ask me some _____ about my picture.

**5. Work in pairs. One student looks at picture A and the other looks at picture B. Ask and answer questions using the key phrases in exercise 2. What are the differences between both pictures? Then discuss and write the answers below.**

Picture A	Picture B

**CULTURE. Home schooling**

**I. Look at the first photo on page 108 and answer the questions. Then read the text and check your answers. (page 108)**

No	Questions	Answers
1	Where is Olivia?	
2	What is she doing?	

**MY MUM IS MY TEACHER**

It's 9.30 on Tuesday morning and I'm studying, but I'm not at school. That's because I'm home-educated. All children in Britain between five and eighteen must have an education. This is usually at school, but it can be at home. School's boring for me because the lessons are really easy, so I stay at home and my mum teaches me.

I study the same subjects as students at school, but I can learn at my level. I'm really good at maths, so I can take my maths GCSE\* in May. Students take that exam when they're fifteen or sixteen, but I'm only twelve.

I usually study for five hours a day. I don't wear a uniform; I can work in my pyjamas if I want! There's a computer in my 'classroom' and I do a lot of work using DVD-ROMS and the internet. I practise the violin every day and I play in an orchestra once a week.

I love learning at home. I haven't got any brothers or sisters, but I'm never lonely. I go to a sports club at the weekends and I've got a lot of friends. Some of them also study at home, so we sometimes chat online.

\*GCSE = General Certificate of Secondary Education

**Read the sentences and colour 'true' or 'false'.**

1	Olivia is home-educated.	<b>true</b>	<b>false</b>
2	Olivia is really good at arts and history.	<b>true</b>	<b>false</b>
3	Olivia's dad teaches her at home.	<b>true</b>	<b>false</b>
4	Olivia studies for ten hours a day.	<b>true</b>	<b>false</b>
5	Olivia practises violin every day and she plays in an orchestra once a week.	<b>true</b>	<b>false</b>
6	Olivia goes to a sports club at the weekends and she's got a lot of friends.	<b>true</b>	<b>false</b>

## CULTURE. Home schooling

2. Answer the questions below based on the text on page 108, 'My Mum is My Teacher'.

1 Why doesn't Olivia go to school?  
-----  
-----

2 What is different about Olivia's home education?  
-----  
-----

3 At what age do students usually take GCSEs in Britain?  
-----  
-----

4 Why can Olivia take her maths GCSE early?  
-----  
-----

5 What does Olivia do when she isn't studying?  
-----  
-----

6 Does Oliva feel lonely studying at home? Why/Why not?  
-----  
-----

7 In your opinion, is Olivia's life interesting? Why/Why not?  
-----  
-----

## CULTURE. Home schooling

### 3. YOUR CULTURE : Answer the questions.

1	At what age do children usually start school in your country? ----- -----
2	At what age can you leave school? ----- -----
3	Can children be home-educated in your country? ----- -----
4	What school exams do students take in your country? ----- -----

### 4. Work in groups. Discuss the topic: What is better, studying at home or at school? Follow the instructions.

1) Work in pairs and write the positive and negative things about studying at home and at school.

2) Join another pair and discuss in your group. Use some of the expressions below

- |  |   |
|--|---|
| <ul style="list-style-type: none"> <li>• Home schooling is a good/bad idea because...</li> <li>• I think ... is great/boring because...</li> <li>• It's good/bad for students to...</li> </ul> | <ul style="list-style-type: none"> <li>• It's better because...</li> <li>• I don't think home schooling...</li> </ul> |
|--|---|

3) Compare your ideas with other groups.

	Positive points	Negative points
Studying at home		
Studying at school		

# PROJECT. My dream school

I. Work in pairs. Ask and answer the questions. (page 113)

No	Questions	Your answers	Your friend's answers
1	<p>What do you like and dislike about your school?</p>		
2	<p>What is your favourite school subject? Why?</p>		
3	<p>What are the people doing in the photos on page 113?</p>		
4	<p>What ideas have you got for your dream school?</p>		

## PROJECT. My dream school

2. Complete and read the text. How many of your ideas in exercise 1 are the same?  
(page 113)

# My Dream School

### Surroundings

My dream school is in a  
..... . There are a lot  
of ..... and a school  
..... .

### Building

The school is in a big and .....  
building and it's very ..... It has  
got big windows. It isn't dirty or ugly.  
There's also a really good .....  
centre.

### Canteen

The canteen is amazing! The  
food is very ..... and  
tasty. Some of the vegetables  
come from the school  
..... .

### Timetable

We have classes five days a week from  
10 a.m. to 2 p.m. The lessons are always  
..... and students can study  
subjects that they like, for example,  
music, art, dance or sport. In the photo  
(page 113), the students are .....  
in the art class.

### Classrooms

Every classroom has the most modern  
..... such as laptops an interactive  
..... .

In the photo (page 113), the students are  
watching a video and finding ..... for a  
project. They're working hard, but they're also  
having fun.

### People

The ..... and  
students are really  
..... and like  
the school.



## PROJECT. My dream school

3. Make a poster about your dream school. Follow the steps in the project checklist.  
(page 113)

# PROJECT CHECKLIST

1. Work in groups. Think about your dream school. Write short texts about each of these things:


- |  |  |
|--|--|
| <ul style="list-style-type: none"><li>• the surroundings</li><li>• the building</li><li>• the classrooms</li></ul> | <ul style="list-style-type: none"><li>• the canteen</li><li>• the people</li><li>• the timetable</li></ul> |
|--|--|

2. Draw some pictures or find some photos for your poster.

3. Make a poster with your texts and photos/ pictures.

4. Present your dream school to your class.

5. Put all the posters on the wall.



# MY DREAM SCHOOL

# OUR DREAM SCHOOL



