


# YEAR 4

## -Textbook Based- English Worksheets

# PHONICS



SCHOOL:

NAME:

CLASS:

TEACHER'S NAME:

# PHONICS I

Write the words in the correct group.  
Then read with your partner. (page 119)

reads

claps



washes

teaches



swims

paints

s

/z/

s

/s/

es

/iz/



Listen and chant. Then circle the /s/ sounds with red, the /z/ sounds with blue and the /iz/ sounds with green. (page 119)

# BUSY BOB

He runs, he stands and then he walks.


He reads, he writes and then he talks.

He rides his bike, he flies his kite.

He sits and watches trains go by.

He plays, he swims, he catches fish.

And then he eats his favourite dish!



.....  
Draw a picture based on your interpretation of the text.

# PHONICS 2

Write the words in the correct group.  
Then read with your partner. (page 120)

hair

bear



where

pear



chair

there

air  
/eə/

ere  
/eə/

ear  
/eə/



Listen and chant. Then circle the words that have the /eə/ sound.  
(page 120)

# THE BEAR

Look over there!

Look over there!

It's a big brown bear

A big brown bear!

Where? Where?

It's over there!

A big brown bear

Is sitting on a chair

And it's eating

A big green pear.



.....  
Draw a picture based on your interpretation of the text.

# PHONICS 3

Write the words in the correct group.  
Then read with your partner. (page 121)

walked

smelled



listened

watched



invented

painted

ed  
/d/

ed  
/t/

ed  
/ɪd/



Listen and chant. Then circle the /t/, /d/ and /Id/ sounds. (page 121)

# IN THE PAST

In the past people like this city.  
They talked about it, it was pretty.

They lived here in this place,  
Invented things, painted their face.

They fished in the river, played in the sun.  
They always had lots of fun.



.....  
Draw a picture based on your interpretation of the text.

# PHONICS 4

Write the words in the correct group.  
Then read with your partner. (page 122)

boy

toys

coin

boil

oi  
/ɔɪ/

oy  
/ɔɪ/




Listen and chant. Then underline the /ɔɪ/ sounds. (page 122)

# IN THE HOUSE

The boys have got many toys  
But they play with their coins.  
The boys play with their coins  
And they make a lot of noise.

Sit down, boys.

Play only with your toys,  
And don't make noise.  
Don't make noise!



.....  
Draw a picture based on your interpretation of the text.

# PHONICS 5

Write the words in the correct group.  
Then read with your partner. (page 123)

house

town

brown


mouse

ow  
/aʊ/

ou  
/aʊ/

# THE BROWN HOUSE

In a small town  
There is a brown house.  
A cow is on the house,  
And it can't get down.  
It can't get down!



Draw a picture based on your interpretation of the text.

# PHONICS 6

Write the words in the correct group.  
Then read with your partner. (page 124)

down

slow

cow

pillow

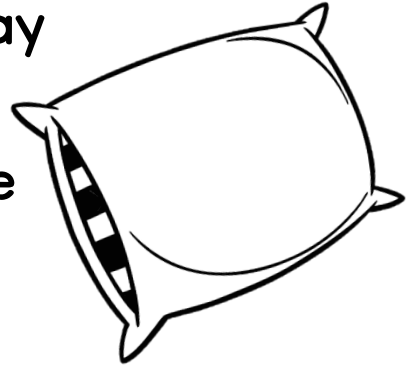
ow  
/əʊ/

ow  
/aʊ/

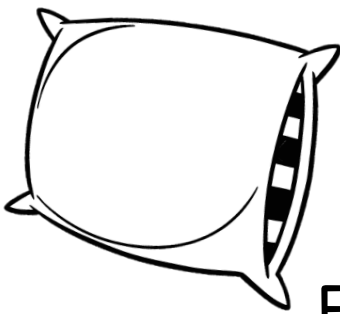
Listen and chant. Then circle the /əʊ/ sounds and underline the /aʊ/ sounds. (page 124)

# IN THE TOWN OF SMALL BAY

In the town of Small Bay  
It's a sunny day.  
A cow is near the tree  
What does it see?



In the town of Small Bay  
The two boys are playing  
They're throwing pillows  
Out of the windows



Every day they play, play, play  
In the town of Small Bay.

.....  
Draw a picture based on your interpretation of the text.

# PHONICS 7

Write the words in the correct group.  
Then read with your partner. (page 125)

rice

play

rain

pie

ay, ai  
/eɪ/

i, ie  
/aɪ/


Listen and chant. Then circle the /eɪ/ sounds and underline the /aɪ/ sounds. (page 125)

# ON THE TRAIN

We are on the train  
Look at the rain  
Look at the rain!

I want to go home  
And make two pies  
One with dates  
And one with rice!

I want to go home  
And play with my sister, Fay  
Play, play all day!



.....  
Draw a picture based on your interpretation of the text.

# PHONICS 8

Write the words in the correct group.  
Then read with your partner. (page 126)

night

straight

knee

knife

silent  
gh


silent  
k



# MY CAT

At night, at night  
I sit with my cat, Kate.  
It's small and cute.  
Its tail is long and straight.

Come Kate, come Kate  
Come sit on my knee.  
Let's sit together  
Just you and me.



.....  
Draw a picture based on your interpretation of the text.

# PHONICS 9

Write the words in the correct group.  
Then read with your partner. (page 127)

boring

orca



jumper

far



jar

brother

er  
/ə/

or  
/ɔ:/

ar  
/ɑ:/



Listen and chant. Then mark the /ɔ:/ with red, the /ɑ:/ sounds with blue and the /ə/ sounds with yellow. (page 127)

# OUR FARM

This is my brother  
with the yellow jumper.  
He's in our car  
With his friend, Ammar.



This is our farm  
We've got forty horses,  
Camels, goats and cats  
And twenty-four ducks.

.....  
Draw a picture based on your interpretation of the text.

# PHONICS 10

Write the words in the correct group.  
Then read with your partner. (page 128)

bird

girl

hurt

purple

ir  
/3:/

ur  
/3:/

# THE NURSE

Look at the girls.  
They're playing on the farm.  
Ouch! Ouch! Ouch!  
My arm, my arm!

Where's the nurse?  
Where's the nurse?  
She's over there  
With the purple skirt.



.....  
Draw a picture based on your interpretation of the text.