


# YEAR 1

## Phonics Based Lessons BOOKLET



SCHOOL:


NAME:

CLASS:

TEACHER'S NAME:

# LESSON I – Listening


Listen to your teacher and colour the letter sounds pronounced by your teacher.



**LESSON I – Reading**

Read the words. Then, circle the correct words  
based on pictures.


1.



sun

tap


2.



ant

ten

3.



ten

tap

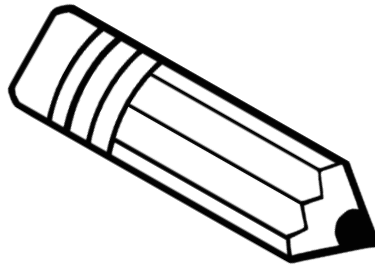
4.



sit

ten

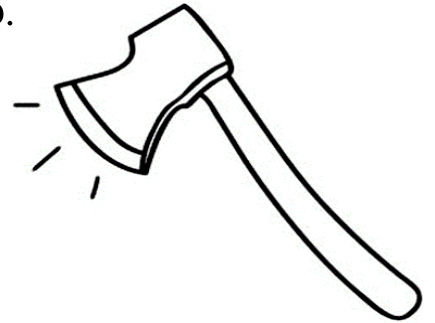
5.



pencil

axe

6.



axe

paper

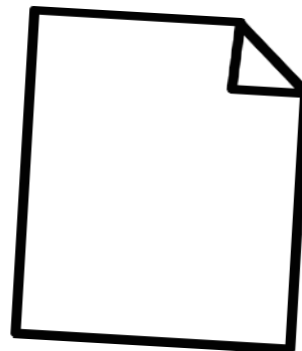
7.



ten

tap

8.



sun

paper


**LESSON 2 - Listening & Reading**

Listen to your teacher and colour the correct words.  
Then read the words with your partner.





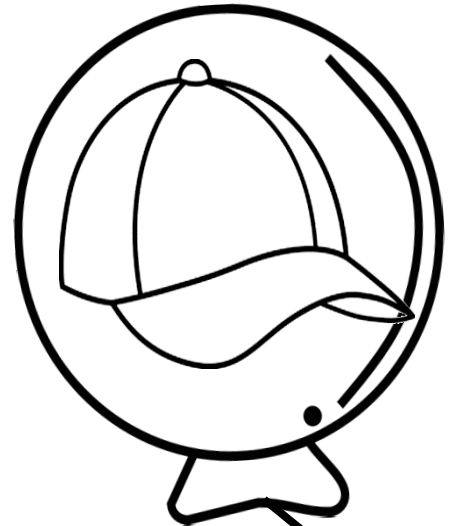
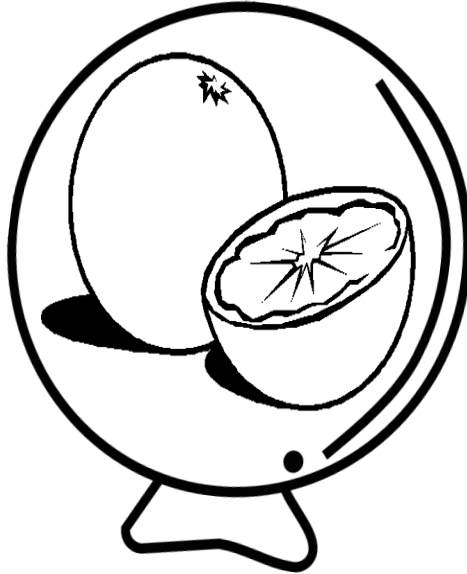

1	iguana	cap	key
2	girl	ink	cow
3	kite	octopus	orange
4	ink	octopus	cow
5	cap	key	cap
6	orange	cow	octopus
7	iguana	orange	kite
8	octopus	key	iguana

## LESSON 3 – Listening

Listen to the words said by your teacher and colour the pictures accordingly.



teacherfiera.com™  
**LESSON 3 – Reading**  
Read and match.



good

cow

orange

key

kite

octopus

girl

cap

**LESSON 4 – Reading & Writing**

Read the words and write them under the correct pictures.

ant

pencil

sun

octopus

nose

key


tap

dig


1.




2.




3.




4.




5.



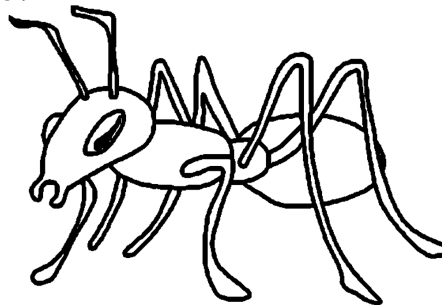
6.



7.



8.



**LESSON 5 – Writing & Reading**

Write the correct words based on pictures.  
Then, read the words with your partner.

ink

mat

nose

duck

mug

iguana

nine

dig

1.



2.



3.




4.



5.




6.



7.



8.






**LESSON 6 – Listening & Reading**

Listen and point to the words said by your teacher.  
Then, stick the correct pictures onto the words.

www.teacherfiera.com ck	rock	clock
e	egg	elephant
u	tub	mug
r	ring	rat



-BLANK PAGE-

# LESSON 7 – Listening & Reading

Listen and point to the words said by your teacher. Then, read the words and write them under the correct pictures.

hat

fox

bird

lamp

frog

dress


happy

ball

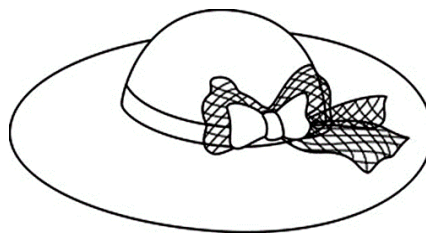
bell

glass

1.




2.




3.



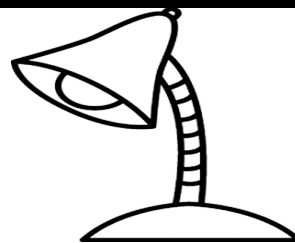
4.



5.




6.




7.



8.



9.



10.



**LESSON 8– Listening & Reading**


Listen to your teacher and colour the correct words.  
Then, read the words with your partner.

1	jet	web	jar
2	six	jar	vest
3	box	jar	van
4	worm	vest	jet
5	web	box	jar
6	six	worm	jet
7	vest	van	six
8	worm	box	jar

**LESSON 9 – Reading**

Read the words and tick the correct answer based on pictures.

1.



jet

jar


2.



jet

jar


3.



vest

van


4.



van

vest


5.



web

worm

6.



worm

web

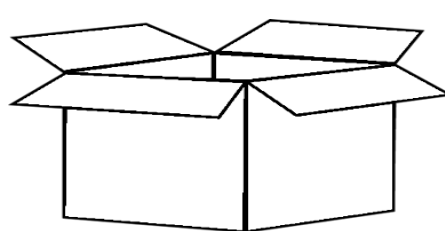
7.



box

six

8.

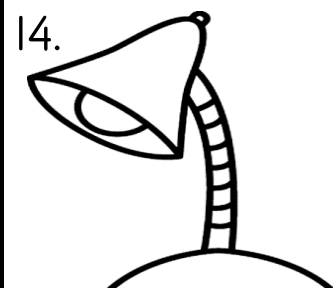






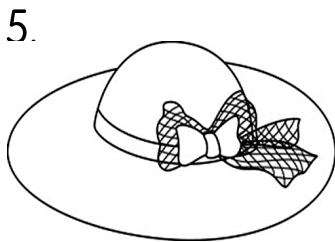

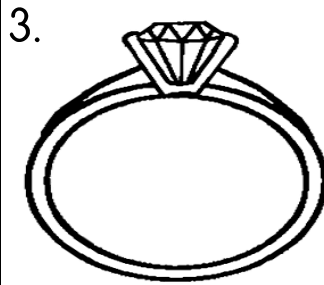


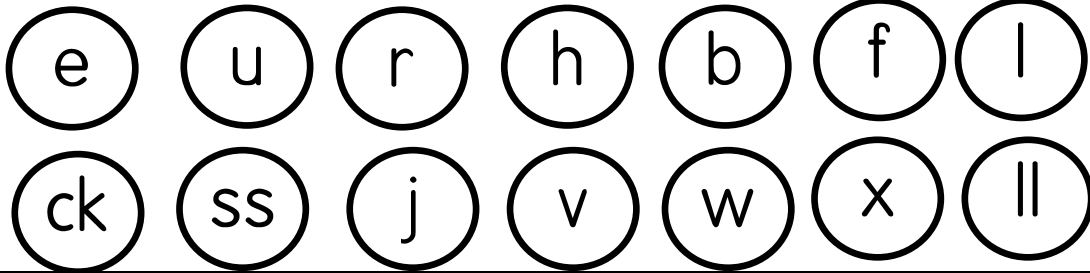


six

box


# LESSON 9 – Writing

Write the correct letter sounds.




## LESSON 10 – Writing & Reading


Write the correct words based on pictures.  
Then, read the words with your friends.




1.



2.



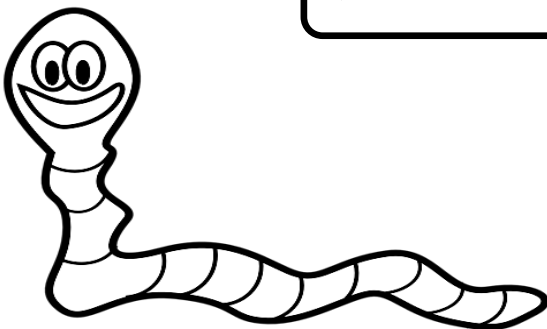
3.




4.



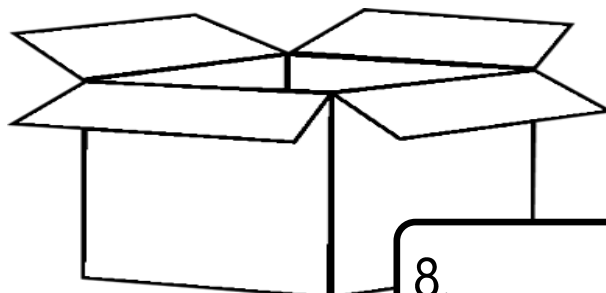
5.



6.



7.



8.

## LESSON II – Listening & Reading

Listen to the words said by your teacher and point to the correct pictures. Then, read the given words and write them under the correct pictures.

yolk

zebra

queen

buzz

yam

quiet

1.



2.





3.

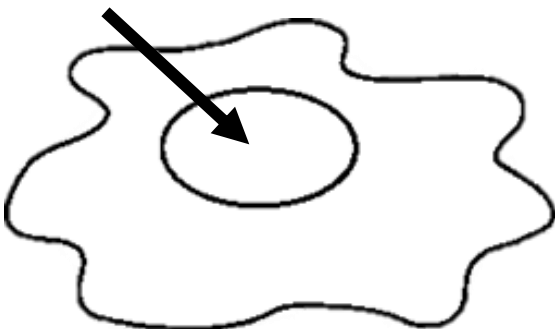


4.






5.



6.






# LESSON 12 – Listening & Reading

Listen and point to the words said by your teacher.  
Then, stick the correct pictures onto the words.

<a href="http://www.teacherfiera.com">www.teacherfiera.com</a> ch	<u>ch</u> air	<u>ch</u> alk
sh	<u>sh</u> op	<u>sh</u> oes
th	<u>th</u> ink	tee <u>th</u>
ng	kin <u>g</u>	rin <u>g</u>



-BLANK PAGE-

**LESSON 13 – Listening & Reading**

Listen and point to the words said by your teacher. Then, read the words and write them at the correct pictures.

chips

cheese

ship


shirt

father

bath

sing

wings



## LESSON 14 – Reading & Writing

Read the words and  
write them in the correct groups.

yam

zebra

queen

quiet

buzz

yolk



# LESSON 15 – Writing & Reading

Write the correct answer. Then, read the words with your friends.

ch

sh

th


ng




\_\_op




\_\_ink




ri\_\_



tee\_\_



\_\_alk



\_\_air



ki\_\_



\_\_oes

# LESSON 16 – Listening & Reading

Listen and point to the words said by your teacher. Then, read the words and write them under the correct pictures.

pail

snail

tree

bee

night


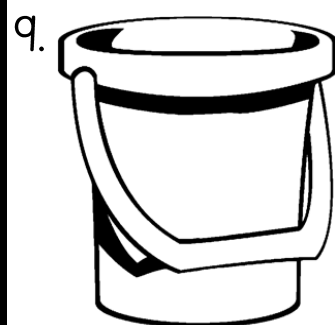



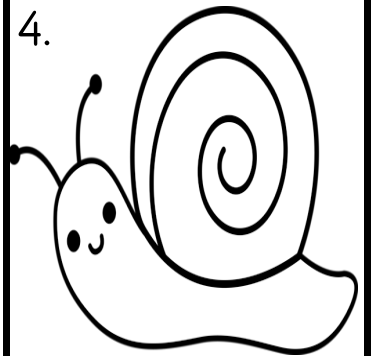

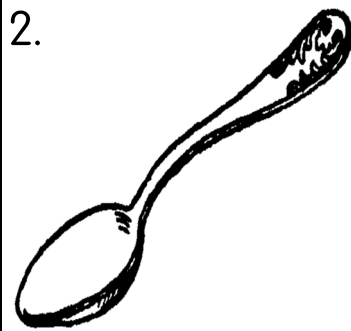

right

goat

coat

book

spoon







**LESSON 17 – Listening & Reading**

Listen , read the words and tick (✓).


1.



star

☐


owl

☐



boil

☐


2.



coin

☐


horse

☐



shark

☐


3.



crow

☐



corn

☐


purse

☐


4.



horse

☐



nurse

☐



star

☐


5.



owl

☐


shark








☐


purse

☐

## LESSON 18 – Listening & Reading

Listen to the words said by your teacher, identify and read the words. Then, colour the words.





# LESSON 19 – Reading & Writing

Read the words.

Then, write them under the correct pictures.

arm

car

horn

unicorn

curry

curly


bow

sow


soil

oil

1.




2.




3.



4.



5.




6.




7.



8.



9.



10.



**LESSON 20 – Writing & Reading**


Write the correct answer. Then, read the words.

treepailrightbeecoatgoatsnailbookspoonnight


1.




2.




3.



4.



5.



6.



7.




8.



9.



10.



# LESSON 21 – Reading & Writing

Read the words and write them under the correct pictures.

owl

horse

shark

nurse


corn

star


purse

crow


1.



2.




3.




4.



5.




6.



7.



8.



## Extra worksheet – Writing & Reading

Unscramble the letters based on pictures.  
Then, read the words with your friends.

1.



**eret**

---

2.



**ebe**

---

3.



**nomo**

---


4.



**nosop**

---

5.



**inlas**

---

6.



**laip**

---